

# Congratulations!

## **FREE! You Now Own Resell And Giveaway Rights To This Report**

By owning resell and giveaway rights, you may freely distribute this report to anyone you wish, resell it for any price and keep 100% of the profits, or use it as incentive to build your mailing list. The choice is yours.

The only restriction is that you cannot modify this document in any way without permission from the author.

Enjoy!

# Introduction

So what exactly is this method about? Well I'll keep it short and sweet. What we're doing is basically "renting" other people's signature boxes in forums... And that's it! Yeah I know simple isn't it. Don't get me wrong, there is an art to it and a certain way to go about it, but that's basically top & tail of it.

## Here's why it's so powerful...

- Forum traffic are the most passionate and enthusiast people you can get, basically meaning they're some of highest quality leads on the internet!
- You can start getting hundreds of fresh new leads coming in within the first 24 hours of implementing this as you'll be approaching people who already have hundreds, sometimes thousands of posts!
- Your traffic grows more and more as the people we're targeting, are very active members in their community and love to participate.
- You get to piggy-back of the other people's authority because if they make a helpful post, people are more likely to check out their signature and click the link as they'll assume it's related to them.
- You'll get a massive surge of SEO rankings as you'll instantly get hundreds (something thousands) of anchored backlinks pointing back to your site.

Okay, hopefully you can see not just how powerful this method is... But how incredibly easy it is. So without a further ado, here's how to do it...

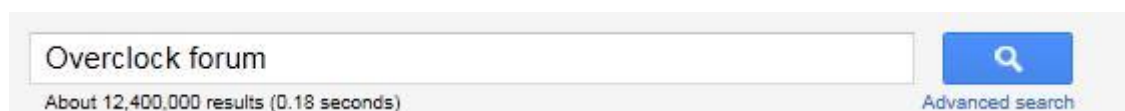
## Part One: Market Research

The first thing we must do is find the most active forum in your market as we don't want to waste our time in forums that get little to no traffic.

So the first thing we do is enter our root keyword with the word "forum" next to it in Google search bar. Here are a few examples so you get what I mean:

- Dog Training Forum
- Fishing Forum
- Bodybuilding forum

So in this example I'm going to use the term "Overclock Forum" as I'm heavily involved in this niche.



Now you'll see what Google believes to be the best forums regarding overclocking... Or whatever your market/niche is. Most of the time, the first position in the results gets the most traffic but this is not always guaranteed so we to find out for certain which one gets the most traffic.

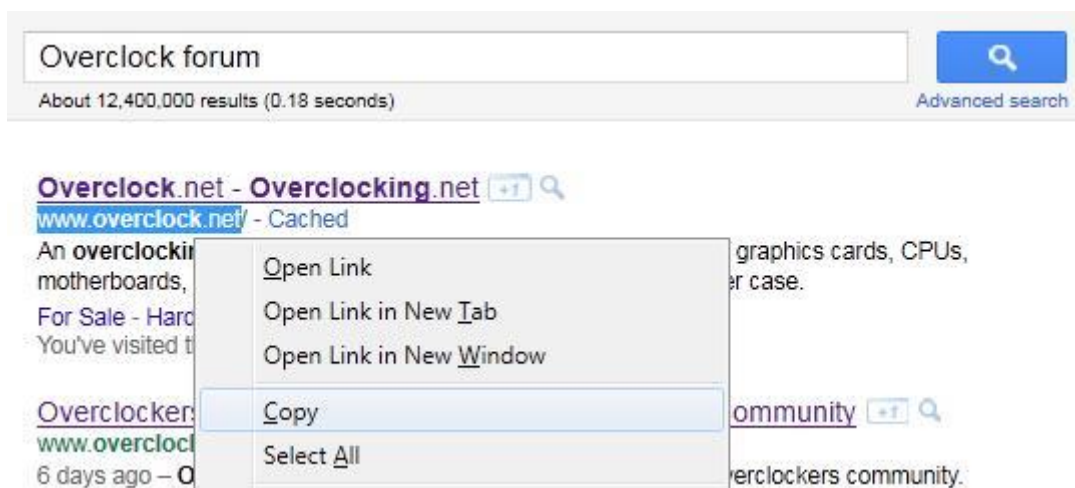
To do that we need to visit a web analytics site. There is quite a few out there – free and paid options but the one I recommend is a free one called Alexa.



Now just bear in mind Alexa and every other Web Analytics site are NOT 100% accurate but that doesn't matter. All we want is to get a rough guideline and find out who gets the most traffic overall.

Now what we need to do is analyse the top ten results to see which gets the most traffic. You can go further and analyse past the first page results in Google but most of the time, forums on the second page get tiny amounts of traffic compared to the forums on the first page.

So copy and paste the first URL like I have in the image below.



Then go to Alexa and enter the URL into the search bar and hit "Search".



You'll then get a screen looking like this, just hit "Get Details"

Site Information for **overclock.net** [Get Details](#)  
 Alexa Traffic Rank: 4,736 Traffic Rank in US: 3,056 Sites Linking In: 1,946 ★★★★★

Search Results for **www.overclock.net** Displaying 1 to 3 out of 3 sites.

**Overclock.co.uk** Sponsored Links  
 Motherboards, CPUs, Memory, Cooling In Stock @ Low Prices. Buy Online  
[www.overclock.co.uk](http://www.overclock.co.uk)

Now you'll be taken to the Traffic stats page showing you the traffic stats of your URL you entered (In my case it was www.overclock.net).

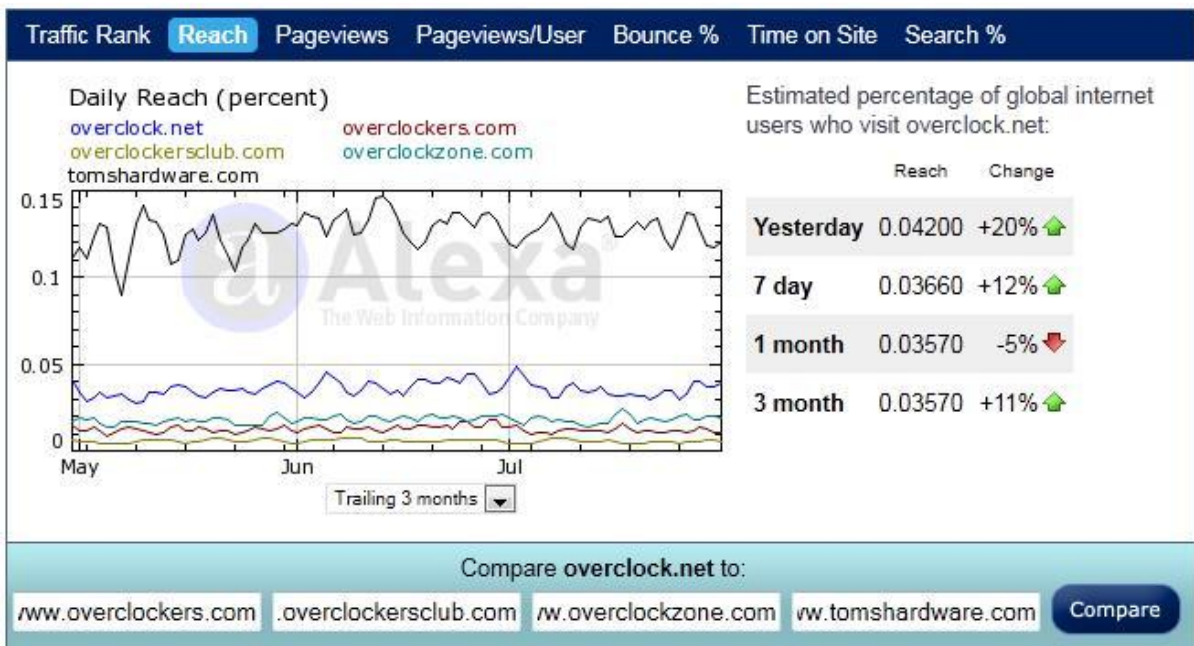
From in here, you'll notice a box below the traffic graph. If you're not sure what I'm on about, it looks like this.

Compare **overclock.net** to:

[Compare](#)

What we do here is basically enter all the URLs that are on the first page of results and see which one gets the most traffic.

So after going through the first page of results on Google, this is what your graph should look like.



Now despite what I said earlier about the first result on page one normally gets the most overall traffic. Well in this case this is untrue... and by a considerable bit two! This is why we ALWAYS test and NEVER guess.

The one with the most overall traffic "Tomshardware.com" ranked 5<sup>th</sup> but gets triple the overall traffic compared to Overclock.net who was ranking in the no1 spot for the term"

## Part Two: Finding and Contacting Ideal Candidates

Now we know which site gets the most traffic, we now need to know if the site allows sig boxes. This is simply a case of visiting the site and seeing if sig boxes are being used and there's clickable links in them.

9 out of 10 forums allow this by the way but it's always best to check as with the craze of profile backlinking etc, some forum owners have shut down the ability to have sigs to stop spam.

Anyway, a quick check over at Tomshardware.com and I quickly found out that you can have sig boxes... Yay!

The next step is to create an account. After creating an account, we need to find active members of the forum that participate on a regular basis and fit our criteria.

### Here are a few factors I look for when looking for the ideal candidate to PM:

- **Post count:** Obviously the higher the post count a member has, the more exposure we'll have to our links in the sig boxes. It's uncommon to see members have thousands and thousands of posts under their belt making these ideal candidates to approach.
- **Age:** Approaching younger members is also a great option to consider as they're A) \$10 can be A LOT of money to them so they'll most certainly bite their hand off when approaching them and B) Quite a few can be quite vocal about their thoughts and opinions basically meaning they'll have tons of posts scattered throughout the Forum/s. One way to identify younger members is to simply check their profiles as on some forums it gives away their date of birth. However not all forums do this, if that's the case then check their Avatar picture, also, you can tell if they're a younger member of the forum by their style of writing i.e. Sumtym thy rite lyk ths ;)
- **Length of being a member:** This isn't everything but older members of forums have not only got more posts than newer members, but they are perceived as authorities in their markets... What this means to us is we can leverage of their status as other members will more likely to click the link in their sig box as they'll "presume" it's personally recommended from that particular member.
- **Reward System:** Some forums allow for a reward systems like a "Thanks" button etc. Now this doesn't mean they've made loads of posts but they've been "Thanked" quite a few times, it does mean they are once again an authority on that particular forum, so having a link in their sig box would be very worthwhile indeed.
- **Sig box active:** Preferably we would prefer them not to be already using their sig boxes as they'll be more inclined to take our offer up, but if they are, and they tick every other box, it's still worth contacting them as they maybe still very interested as they'll be making money on a monthly basis.

Once you've found around 10 members in one forum... All you do then is simply contact them via PM.

To do this, simply head to where they've made a previous post and click on their username. This will take us to their Profile page, from there, you can PM them.

**Now I've tried a lot of swipes but I find this one gets the best results. Feel free to use this one.**

**Subject line: Hey, can you help me out with my little XXXX problem?**

Body: Hey

I see your name a lot here in this forum... You seem to know a ton about XXXX, so I was wondering if you could help me out?

What it is, I have a website all about XXXX too, and I was wondering if I could put a link in your sig box?

As a way of saying "Thanks", what I'll do is setup Paypal to send you \$10 every 30 days (And I'll keep sending you it every month just as long my link stays in the sig box).

And don't worry; I don't need your bank details or anything like that lol. All I'll need is your Paypal email address and once again, as a way of saying "Thanks" I'll pay you first month upfront before you put the link in your sig box.

If that sounds cool with you, shoot me a PM and we'll talk there

Thanks... Mucho appreciated ;)

NAME

**This works for a few reasons:**

- Firstly because it's written in a very casual and personal manner.
- I feed their ego by saying "You seem to know a ton about XXXX" which makes them more obliged to help.
- I instantly put the reader at ease saying I will never need your bank details etc... Just your Paypal email address... Basically dispelling the fact it's a scam.
- I offer to pay upfront. This helps to build massive trust and they get to see results (in this case... money) before they do ANYTHING at their end.
- And the offer is basically irresistible... Especially to younger members like I mentioned earlier.

So if you send that email out to 10 members, most will get back to you and all it's a case of, is just answering a few questions then sealing the deal... Easy peasy ;)

**TIP.** To keep things organized, I like to save every profile page from everyone who accepts and name the each file the date they received their first payment and put it in a folder named after forum domain. Not only does this help to keep things organised, but it makes it easier to check if they've still got your link in their signature box.



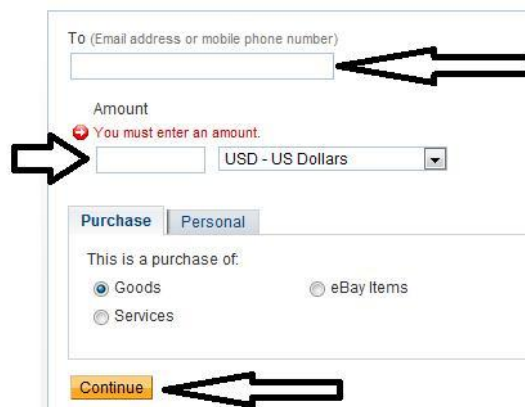
### Part Three: How To Pay using Paypal

Once a particular member has agreed and you've saved their profile page in the correct folder, we now need to pay them. And don't worry; this is super easy to do in Paypal... Here's how to do it.

Firstly, head over to [Paypal.com](http://Paypal.com) and login. Once logged in, you then want to click on "Send Money" at the top in the blue tabs section.



Then enter the email you'll be paying to, the agreed amount then click enter.



You'll be then taken to the next page and all you do then is hit "Send Money" ....And that's it. Just make sure to do this once a month with each person you strike a deal with.

### Part Four: Creating Your Signature

The first thing to do when creating your sig, is to give each member from the same forum different sigs. The reason why we do this is because the members we approach would presume we

approached them and them only and if they see loads of people with the same sig as theirs... It can be a little off putting.

Now that we've got that out of the way, we now need to create super clickable sigs. Basically what we'll be covering in this part is basic copywriting (sales writing). And don't worry about cramming all of them in each sig, just a couple of the factors mentioned below will be more than enough to get people clicking your links.

- **Curiosity:** You want create massive amounts of curiosity without actually giving anything away. What happens here is the reader will become so curious; they'll click the link just to see what it's about.
- **Benefit:** Mention how it will help the reader reach their desired goal in the quickest and easiest way possible. So if you're on a bodybuilding forum, you would say how they would finally get the abs they've always dreamt of.
- **Scarcity:** Telling people that you're only giving away free copies or the site will only be live for an extremely limited time and make the reader click the link as they won't want to miss out.
- **Free:** If your sig box links to squeeze page (And I would recommend to do this) and you're giving away a free report, then the word "Free" is a powerful word to use in your sig box. So if you can... Through it in.
- **Call to Action:** A call to action can be something as simple as saying "Click Here Now" which helps to tell people what you want them to do next.
- **Image:** Not every forum will allow this, but if you can put an image in your sig box then this can more than double your click-through-rate! What I find best is a big red arrow pointing down at your link. You can download a free one [here](#). (You may need to edit the size etc to fit within the Forum size guidelines. If so, Windows has a program called "Paint" that will allow you to edit the image).

**BLACKHAT TIP:** A super easy and quick way of getting highly clicked sigs is simply to use headlines from sales pages from your market. To find a ton of sales pages with killer headlines, just head over to [Clickbank market place](#), you'll have abundance of sales pages with professionally written headlines.

Also, check out their affiliate programs. Sometimes they'll give you prewritten sigs that are also written by professional copywriters.

## Conclusion

...And that's it! I told you it was easy. Now obviously you don't want to do this with just one forum, you want to do it to as many forums in your market as possible. This way you'll be hitting a thousand visitors per day very quickly... And most likely beyond.



I really hope you can see the potential in this method and I know it'll serve you just as well as it's done for me, all you got to do is take MASSIVE ACTION.

However, this is where 95% fail... They NEVER take action. Don't be one of them, run with this information and I guarantee you... You'll never worry about traffic ever again 😊

If you enjoyed this killer strategy, then I recommend checking out my Blog [here](#). I'm always sharing my latest findings and making step by step videos on how to implement them. So if you want to get the edge on your competition, [check out my Blog here](#).